



## MODEL 1048 Deck Oven



### OPTIONS AND ACCESSORIES

(AT ADDITIONAL CHARGE)

- **Flexible gas hose with quick disconnect and restraining device:**
  - ☐ 36" (914 mm)
  - ☐ 48" (1219mm)
- ☐ Stainless steel stacking crown angle leg frame assembly
- ☐ Casters
- ☐ Stainless steel crown angle trim
- ☐ Flue connector
- ☐ Vent kit

### OPTIONS AND ACCESSORIES

(AT NO ADDITIONAL CHARGE)

- ☐ Centigrade dial, 150°C to 340°C
- ☐ No. 12 gauge (3.02mm) press-formed, reinforced and flanged aluminized steel deck (1048-S)

Project \_\_\_\_\_

Item No. \_\_\_\_\_

Quantity \_\_\_\_\_

Ovens consist of basic sections and are a complete and separate unit capable of operating alone or in combination.

All data is shown per oven section, unless otherwise indicated.

*Refer to operator manual specification chart for listed model name.*

### EXTERIOR CONSTRUCTION

- Full angle iron frame
- Stainless steel front, top, sides and back
- Spring assist door with concealed hinges
- Heavy chrome plated tubular steel door handle
- 32" (794mm) stainless steel legs (for single unit)
- 12" (273mm) stainless steel legs (for double unit)
- Burner door opens easily for ignition, cleaning or adjustment, without removal of any fastenings
- Vitreous fiber insulation at top, back, sides, bottom and doors

### INTERIOR CONSTRUCTION

- 47-1/4" x 36" x 10" (1200mm x 914mm x 254mm) oven compartment interior
- Aluminized steel baking compartment liner
- Aluminized steel combustion chamber
- Ultra Rokite deck supported by an angle iron frame

### OPERATION

- Two free-floating, easily removable duplex-tube burners
- Removable fixed orifices on main and pilot burners
- Main gas valve, temperature control valve and safety pilot valve fully within section body and are accessible through a covered and ventilated compartment in front
- Air mixers with adjustable air shutters and locking device
- Snap throttle thermostat with temperature control range of 300°F (149°C) to 650°F (343°C)

### STANDARD FEATURES

- Fahrenheit dial 300°F to 650°F
- Ultra Rokite deck
- Two year parts and one year labor warranty
- Five year limited oven door warranty\*

\* For all international markets, contact your local distributor.



### BLODGETT OVEN COMPANY

[www.blodgett.com](http://www.blodgett.com)


44 Lakeside Avenue, Burlington, VT 05401 • Phone: (802) 658-6600 • Fax: (802) 864-0183

Suburban Bowery

1048 - Single/Double

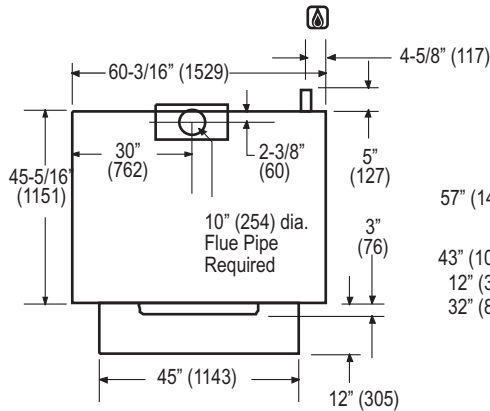


## MODEL 1048

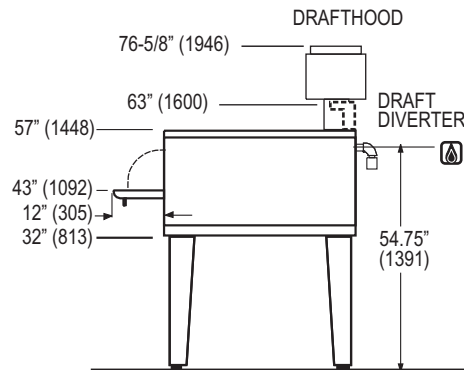


APPROVAL/STAMP

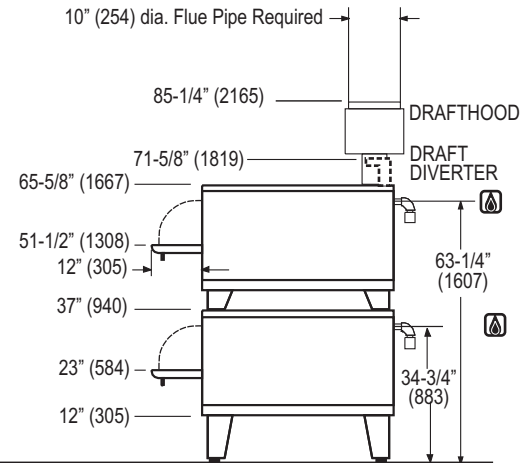
DIMENSIONS ARE IN INCHES (MM)



TOP VIEW



1048 SINGLE



1048 DOUBLE

### SHORT FORM SPECIFICATIONS

Provide Blodgett (single/double) deck oven, model 1048. Construction shall be stainless steel on front, top, back and sides, and shall be fully insulated on all sides. Oven shall be supported by formed adjustable legs. Door(s) shall be spring assisted with concealed hinges and chrome plated tubular steel handles. Separate burner door provided for ignition, cleaning and adjustment. Each baking compartment shall be 47-1/4" W x 10" H x 36" D and shall be lined with aluminized steel. Deck shall be ultra rokitite. Unit shall be gas heated by two (2) free-floating, easily removable, duplex-type burners controlled by a snap throttle thermostat with range of 300°F to 650°F. Each compartment provided with flue vent. Provide with two year parts and one year labor warranty. Provide with options and accessories as indicated.

### DIMENSIONS:

|                           | Single   | Double                             |
|---------------------------|--|------------------------------------|
| Number of sections:       | 1  | 2                                  |
| Number of controls:       | 1  | 2                                  |
| Number of compartments:   | 1  | 2                                  |
| Size of compartment:      | 47-1/4" (1200mm) W x 10" (254mm) H x 36" (914mm) D   |                                    |
| Area of each compartment: | 12.16 sq. ft. (1.1m <sup>2</sup> )                   | 12.16 sq. ft. (1.1m <sup>2</sup> ) |
| Total area of oven:       | 24.32 sq. ft. (2.2m <sup>2</sup> )                   | 24.32 sq. ft. (2.2m <sup>2</sup> ) |
| Clearance below oven:     | 31-1/4" (794mm)                                      | 10 3/4" (273mm)                    |
| Floor space:              | 60-3/16" (1528mm) W x 46-1/2" (1181mm) D             |                                    |
| Product clearance:        | 6" from combustible and non-combustible construction |                                    |

### MAXIMUM INPUT:

|              |                |
|--------------|----------------|
| 1048B single | 85,000 BTU/hr  |
| 1048B double | 170,000 BTU/hr |

### GAS SUPPLY:

3/4" IPS connection at rear of oven

Manifold Pressure:

- Natural – 3.5" W.C. min.
- Propane – 10.0" W.C. min.

Inlet Pressure:

- Natural – 7.0" W.C. min. – 10.5" W.C. max.
- Propane – 11.0" W.C. min. – 13.0" W.C. max.

### MINIMUM ENTRY CLEARANCE:

|          |             |
|----------|-------------|
| Uncrated | 26" (660mm) |
| Crated   | 31" (787mm) |

### SHIPPING INFORMATION:

Approx. Weight:

|         |                   |
|---------|-------------------|
| Single: | 950 lbs. (431kg)  |
| Double: | 1850 lbs. (839kg) |

Crate sizes:

66" (1676mm) x 54" (1372mm) x 31" (787mm)

**NOTE:** The company reserves the right to make substitutions of components without prior notice

### BLODGETT OVEN COMPANY

www.blodgett.com

44 Lakeside Avenue, Burlington, VT 05401 • Phone: (802) 658-6600 • Fax: (802) 864-0183